

## VENTURES 2

### Lesson 7.3 Plan and Materials

#### Packet Contents

- Lesson Plan (3 pages)
- Student Interview 7C (1 page)
- Add Ventures 7C (1 page)
- Add Ventures 7D (1 page)
- Add Ventures 7F (1 page)

#### Lesson Summary & Preparation

TOPIC	<b>Unit 7: Shopping (pp.84-95)</b> <ul style="list-style-type: none"> <li>• Lesson D: Reading (pp.90-91)</li> </ul>
OBJECTIVES	<ul style="list-style-type: none"> <li>• Students will be able to contribute positively to group or class discussions.</li> <li>• Students will be able to demonstrate command of conventions of Standard English grammar and usage when speaking.</li> <li>• Students will practice listening comprehension skills.</li> <li>• Students will be able to describe what people are wearing.</li> <li>• Students will be to develop their reading comprehension skills.</li> </ul>
MATERIALS	<p><b>Textbooks:</b> <i>Ventures 2 Student's Book 2<sup>nd</sup> edition, Ventures 2 Workbook 2<sup>nd</sup> edition</i></p> <p><b>Student Handouts:</b> <i>Add Ventures Handout 7C/7F, Student Interview 7C, Add Ventures 7D</i></p> <p><b>Teaching Aids:</b> <i>Class Audio CD-2</i></p>
CCRS	Unit 7: SL1.A.a,b; SL3.A; SL4.A; SL6.A; L1.A.1 Lesson D: R1.A; R4.A; SL2.A; RF4.A
CASAS	0.1.2, 0.1.4-5, 0.2.1, 1.1.6, 1.2.1-2, 1.2.6-7, 1.4.1, 1.6.3, 4.8.1, 6.0.1-2, 7.1.1, 7.2.3, 7.4.2, 7.4.7, 7.5.1, 8.1.4
WEEKLY QUOTE	<i>I never teach my pupils, I only attempt to provide the conditions in which they can learn. -Albert Einstein</i>

Time/Materials	Classroom Lesson
<p><b>Before Class Begins...</b></p>	<ul style="list-style-type: none"> <li>• Arrive at Vita at least 15 minutes <u>before</u> class is scheduled to begin.</li> <li>• Retrieve your folder in the bottom file desk drawer in the reception area.</li> <li>• Go to the café kitchen and fill a pitcher of water for your students. Extra cups are located in the Vita crates in the storage room.</li> <li>• Check your dry-erase markers to make sure that work. Extra markers are available in the blue Vita crates in the storage room.</li> <li>• Make sure you are familiar with how to operate the CD player. Extra CD players are available in the Vita crates in the storage room.</li> <li>• Start class <b>on time</b></li> </ul>
<p><b>Attendance</b></p>	<p>Students who arrive <u>before</u> the start time should enter the time class begins. Students who leave at the time you dismiss the class should enter the dismissal time. Students who <u>arrive late or leave early</u> need to write the actual time they arrive and/or leave</p> <p>Make sure students <u>SIGN THEIR NAME EACH TIME!</u></p>
<p><b>Warm Up!</b> (15 minutes)</p>	<p>Choose a warm up activity which is suitable to the level and size of your class.</p> <p><b>Note:</b> <i>Warm-ups activities should relate to the lesson theme.</i></p>
<p><b>English in Real Life</b> (5 minutes)</p>	<p>Ask students to think about a time since the last class when they used English outside the classroom. Ask a few students to share about this experience</p>
<p><b>Review</b> (50 minutes)</p> <p><b>Materials</b> <i>Add Ventures 7C/7F</i> <i>Workbook</i></p>	<p><b>Taking a another look at previous lessons</b></p> <p><u>Homework review</u> (15 minutes)</p> <ol style="list-style-type: none"> <li>1. Instruct the students to take out the <i>Add Ventures 7C/7F</i> handout.</li> <li>2. Check their answers together as class.</li> </ol> <p><u>More Practice</u> (35 minutes)</p> <ol style="list-style-type: none"> <li>1. Instruct the students to open the <i>Workbook</i></li> <li>2. Complete <b>exercises 1-4</b> on <b>pp.82-83</b> together as a class.</li> <li>3. Complete <b>exercises 1-2</b> on <b>pp.88-89</b> together as a class.</li> </ol>
<p>(10 minutes)</p>	<p><b>Break</b></p>
<p><b>Collaborative Activity</b> (20 minutes)</p> <p><b>Materials</b> <i>Student Interview 7C</i></p>	<p><b>Student Interview</b></p> <p>Give each student a copy of the <i>Student Interview 7C</i> handout.</p> <p><u>Exercise A</u> : Ask students to answer the questions with the answer they think is the correct answer.</p> <p><u>Exercise B</u></p> <ol style="list-style-type: none"> <li>1. Have students take turns asking the questions in the exercise.</li> <li>2. The student will tally the results of each question and write it in the space provided.</li> </ol>

<p><b>LESSON D</b> <b>Sections 1-2</b> (15 minutes)</p> <p><b>Materials</b> <i>Student Book</i> <i>Class CD-2</i></p>	<p><b>Before you read /Read</b></p> <p>Instruct the students to turn to <b>pp.90-91</b> in the <i>Student Book</i>.</p> <p><u>Section 1 (Before you read)</u></p> <ol style="list-style-type: none"> <li>1. Instruct the students to look at the picture on the top right-hand corner.</li> <li>2. Use the questions in the section to facilitate a discussion about the picture.</li> </ol> <p><u>Section 2 (Read)</u></p> <ol style="list-style-type: none"> <li>1. Play <b>Class Audio CD-2, track #14</b>.</li> <li>2. Instruct the students read along silently.</li> <li>3. Read the excerpt aloud together as a class.</li> </ol>
<p><b>Section 3</b> (25 minutes)</p> <p><b>Materials</b> <i>Student Book</i></p>	<p><b>After you read</b></p> <ol style="list-style-type: none"> <li>1. Complete the exercise together as a class.</li> <li>2. Invite students to write the answers on the whiteboard.</li> </ol>
<p><b>Section 4</b> (10 minutes)</p> <p><b>Materials</b> <i>Student Book</i> <i>Class CD-2</i></p>	<p><b>Picture Dictionary</b></p> <p>Instruct the students to observe the pictures on <b>p.91</b>.</p> <p><u>Exercise A (Write)</u></p> <ol style="list-style-type: none"> <li>1. Review the words in the yellow word bank and define any unfamiliar terms.</li> <li>2. Instruct the students to write the words in the word bank under the appropriate picture.</li> <li>3. Play <b>Class Audio CD-2, track #15</b> and instruct the students to repeat aloud what they hear on the audio.</li> </ol> <p><b>Note:</b> <i>Skip exercise B</i></p>
<p><b>Recap</b></p>	<p>Ask the students what did in class today.</p>
<p><b>Homework</b></p>	<p>Give each student a copy of the <i>Add Ventures 7D</i> handout for homework.</p>
<p><b>Dismiss the class</b></p>	<p>Instruct the students to <b>sign out</b> on the attendance sheet before they leave.</p>
<p><b>Before You Leave...</b></p>	<p><u>Materials</u></p> <ul style="list-style-type: none"> <li>• Place the <b>attendance list</b>, the <b>class audio CD</b>, and any <b>assigned homework handouts</b> in you tutor partner's folder.</li> <li>• Place all other teaching aids and extra handouts in your folder.</li> <li>• Return both folders back in the bottom drawer in the info desk area.</li> </ul> <p><u>Classroom</u></p> <ul style="list-style-type: none"> <li>• Erase the whiteboard.</li> <li>• Pick up any trash and throw away used cups.</li> <li>• Make sure all chairs are stacked back in the hallway.</li> <li>• Empty the water pitcher and return it to the café kitchen.</li> </ul>

**Lesson C**

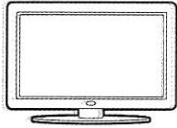
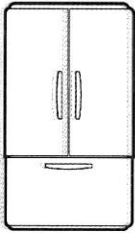
**The yellow chair is the cheapest.**



**A** Write the superlative form.

1. friendly the friendliest
2. nice \_\_\_\_\_
3. big \_\_\_\_\_
4. good \_\_\_\_\_
5. new \_\_\_\_\_
6. expensive \_\_\_\_\_
7. cheap \_\_\_\_\_
8. heavy \_\_\_\_\_

**B** Look at the chart. Write questions and answers.

	A	B	C
	\$750 size: 26 inches	\$500 size: 20 inches	\$350 size: 15 inches
	\$1,500 weight: 225 pounds	\$750 weight: 150 pounds	\$1,000 weight: 250 pounds

1. TV / Which / the / cheapest / is / ? Which TV is the cheapest? C
2. Which / is / TV / expensive / the / most / ? \_\_\_\_\_
3. TV / the / Which / is / largest / ? \_\_\_\_\_
4. refrigerator / Which / cheapest / the / is / ? \_\_\_\_\_
5. the / expensive / most / Which / is / refrigerator / ? \_\_\_\_\_
6. Which / the / heaviest / refrigerator / is / ? \_\_\_\_\_

**C** Answer the questions about your neighborhood.

1. Which restaurant is the cheapest? \_\_\_\_\_
2. Which supermarket is the biggest? \_\_\_\_\_
3. Which clothing store is the best? \_\_\_\_\_
4. Which store is the most expensive? \_\_\_\_\_



**A** Look at the sales receipt. Correct the false information in the sentences.

<b>Sales Receipt</b>		
<i>Bob's Home Appliances and Furniture</i>		
<i>32 Greenview Road</i>		
<i>El Paso, TX 79925</i>		
Salesperson: Bob Johnson		Date: 05 / 01 / 13
Customer: Juan Ramos		Phone: 937-555-5788
Address: 4141 Dayton Road		
City: El Paso	State: TX	Zip code: 79925
Quantity	Description	Price
1	refrigerator	\$900.00
1	end table	\$310.00
1	stove	\$500.00
1	entertainment center	\$250.00
Subtotal		\$1,960.00
Sales tax 8.25%		\$161.70
<b>Total</b>		<b>\$2,121.70</b>
No refunds or exchanges after 90 days.		

1. The cheapest item is the end table. the entertainment center
2. The most expensive item is the stove. \_\_\_\_\_
3. The entertainment center and the stove are appliances. \_\_\_\_\_
4. A customer cannot exchange an item after 100 days. \_\_\_\_\_
5. The total before tax is \$2,121.70. \_\_\_\_\_
6. The total after tax is \$161.70. \_\_\_\_\_

**B** Look at the receipt from Exercise A. Answer the questions.

1. Who is the customer? \_\_\_\_\_
2. Who is the salesperson? \_\_\_\_\_
3. What percent is the sales tax? \_\_\_\_\_
4. Where is the store? \_\_\_\_\_

## Lesson C

**The yellow chair is the cheapest.****Student interview****A** Read the questions. Circle the answers.

- |  |         |            |                   |
|--|---------|------------|-------------------|
| 1. Which country has the most people?                | India   | China      | the United States |
| 2. Which country is the biggest in the world?        | Russia  | Canada     | the United States |
| 3. Which ocean is the biggest in the world?          | Pacific | Indian     | Atlantic          |
| 4. Which state is the smallest in the United States? | Ohio    | Delaware   | Rhode Island      |
| 5. Which state is the biggest in the United States?  | Texas   | California | Alaska            |
| 6. Where do people live the longest?                 | Japan   | China      | the United States |
| 7. Which city is the oldest?                         | London  | New York   | Damascus          |

**B** Work in a group. Ask questions. Write the answers.

- How many students think China has the most people? \_\_\_\_\_
- How many students think Russia is the biggest country in the world? \_\_\_\_\_
- How many students think the Pacific Ocean is the biggest ocean? \_\_\_\_\_
- How many students think Rhode Island is the smallest state in the United States? \_\_\_\_\_
- How many students think Alaska is the biggest state in the United States? \_\_\_\_\_
- How many students think people live the longest in Japan? \_\_\_\_\_
- How many students think Damascus is the oldest city? \_\_\_\_\_

**C** Share your information with your class.

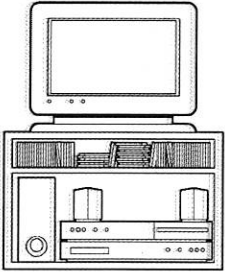
# Lesson D Reading



## A Cross out the word that does not belong in each group.

1. cheapest      longest      ~~prettier~~      heaviest
2. smallest      bigger      lower      longer
3. end table      aquarium      coffee table      dining table
4. mirror      sofa bed      salesperson      chair

## B Read the article. Answer the questions.




**What's the best thing you ever bought?**

"The best thing I ever bought was a new entertainment center. It's bigger than my old entertainment center. Now I want to watch TV and listen to music all day."

**Christine Wilson**  
Houston, TX

---



"The best thing I ever bought was a new recliner. It's more comfortable than my old recliner. Now I can relax after work."

**Helen Jones**  
Columbus, OH

1. What did Christine buy? Christine bought an entertainment center.
2. Why did Christine buy it? \_\_\_\_\_
3. What did Helen buy? \_\_\_\_\_
4. Why did Helen buy it? \_\_\_\_\_
5. What does Christine want to do now? \_\_\_\_\_
6. What can Helen do now? \_\_\_\_\_

## C Answer the questions.

1. What is the best thing you ever bought? \_\_\_\_\_
2. What is the most expensive thing you ever bought? \_\_\_\_\_
3. What is the most useful thing you ever bought? \_\_\_\_\_